

Ref: TVL/BSE/2015-16/70  
Date: 21.01.2016

To,  
Corporate Relationship Department  
Bombay Stock Exchange Limited  
1<sup>st</sup> Floor, Rotunda Building,  
Phiroz Jeejeebhoy Towers,  
Dalal Street, Mumbai – 400 001,

Kind Att: Mr. Sham Bhagirath / Mr. Rakesh Parekh

Dear Sir,

**Sub:** Shareholding Pattern for the Quarter Ended 31<sup>st</sup> December, 2015 – reg.  
**Ref:** Scrip Code: 501421, Regulation 31 of SEBI (LODR) Regulations, 2015.

With reference to the cited subject above, we are hereby submitting to your good office that the Shareholding pattern of the Company for the Third Quarter ended 31<sup>st</sup> December, 2015 pursuant to the Regulation 31 of the SEBI (Listing Obligations and Disclosure Requirements) Regulations, 2015.

Kindly acknowledge the receipt of this letter.

Thanking you,

Yours truly  
for Technivision Ventures Ltd.,

*D. Santosh Kumar*  
Diddiga Santosh Kumar  
Company Secretary & Compliance Officer



Encl: as above

1. Name of the Listed Entity: Technvision Ventures Limited
2. Scrip Code and Name : 501421 & TECHNVISN
3. Shareholding Pattern : As per Regulation 31(1)(b) for the Quarter ended 31.12.2015.
4. Declaration

S.No	Particulars	Yes/No
1	Whether the Listed Entity has issued any partly paid up shares?	No
2	Whether the Listed Entity has issued any Convertible Securities or Warrants?	No
3	Whether the Listed Entity has any shares against which depository receipts are issued?	No
4	Whether the Listed Entity has any shares in locked-in?	No
5	Whether any shares held by promoters are pledge or otherwise encumbered?	Yes

5. The pattern of holding of specified securities is as follows



D. Ganesha Kumar

**Table I - Summary Statement holding of specified securities**

**Name of the Company: TECHNIVISION VENTURES LIMITED**

Category	Category of shareholder	Nos. of shareholders	No. of fully paid up equity shares held	No. of Partly paid up equity Shares held	No. of shares underlying Depository Receipts	Total nos. shares held	Share holding as a % of total no. of shares (calculated as per SCRR 1957)	Number of Voting Rights held in each class of securities				No. of Shares Underlying Outstanding convertible securities (including Warrants)	Shareholding, as a % assuming full conversion of convertible securities (as a percentage of diluted share capital)	Number of Locked in shares		Number of Shares pledged or otherwise encumbered		Number of equity shares held in dematerialized form
								Class EQUITY	Class Y	Total	Total as a % of (A+B+C)			No. (a)	As a % of total Shares held (b)	No. (a)	As a % of total Shares held (b)	
(A)	Promoter & Promoter Group	10	4663273	0	0	4663273	74.32	4663273	0	4663273	74.32	0	74.32	0	0	1750000	37.53	4403750
(B)	Public	518	1611727	0	0	1611727	25.68	1611727	0	1611727	25.68	0	25.68	0	0	0	0	1264099
(C)	Non Promoter-Non Public	0	0	0	0	0	0	0	0	0	0	0	0	0	0	0	0	0
(C1)	Shares underlying DRs	0	0	0	0	0	0	0	0	0	0	0	0	0	0	0	0	0
(C2)	Shares held by Employee Trusts	0	0	0	0	0	0	0	0	0	0	0	0	0	0	0	0	0
	<b>Total</b>	<b>528</b>	<b>6275000</b>	<b>0</b>	<b>0</b>	<b>6275000</b>	<b>100</b>	<b>6275000</b>	<b>0</b>	<b>6275000</b>	<b>100</b>	<b>0</b>	<b>100</b>	<b>0</b>	<b>0</b>	<b>1750000</b>	<b>27.89</b>	<b>5667849</b>




D. Gondal

**Table II - Statement showing shareholding pattern of the Promoter and Promoter Group**

**Name of the Company: TECHNIVISION VENTURES LIMITED**

Category	Category of shareholder	Pan Number	No. of shareholders	No. of fully paid up equity shares held	Partly paid-up equity Shares held	No. of shares under lying Depository Receipts	Total nos. shares held	Share holding % calculated as per SCRR, 1957	Number of Voting Rights held in each class of securities			No Of Shares Underlying Outstanding Convertible Securities(Including Warrants)	TOTAL Shareholding as a% assuming full conversion of convertible securities as a percentage	Number Of Locked in Shares	Number Of Shares Pledged Or Otherwise encumbered		Number Of Equity Shares Held in Dematerialized Form	
									Class EQUITY	Class Y	Total				Total as a % of (A+B + C)	No. (a)		No. (a)
(1)	Indian				0	0		0		0		0						
(a)	Individuals/Hindu Undivided Family		8	373273	0	0	373273	5.95	373273	0	373273	5.95	0	0	0	0	0	113750
	MAHESHWAR RAO T	ABAPT1207D		33550	0	0	33550	0.53	8250	0	8250	0.53	0	0.53	0	0	0	8250
	GEETANJALI TOOPRAN	ABPPT5658P		23000	0	0	23000	0.37	23000	0	23000	0.37	0	0.37	0	0	0	23000
	T P CHARY	ABSPT0398P		12650	0	0	12650	0.2	12650	0	12650	0.2	0	0.2	0	0	0	0
	G P PREMALATA	ADIGP0189P		82300	0	0	82300	1.31	82300	0	82300	1.31	0	1.31	0	0	0	0
	PARMESWARA RAO G	ADLPG0651P		110200	0	0	110200	1.76	82500	0	82500	1.76	0	1.76	0	0	0	82500
	G.SRINATH	AGYPG0025H		111573	0	0	111573	1.78	111573	0	111573	1.78	0	1.78	0	0	0	0
(b)	Central Government/State		0	0	0	0	0	0	0	0	0	0	0	0	0	0	0	0

D. G. Srinath Kumar  


(b)	Fincial Institutions/Banks		0	0	0	0	0	0	0	0	0	0	0	0	0	0	0	
(d)	Any Other		0	0	0	0	0	0	0	0	0	0	0	0	0	0	0	
(e)	Bodies Corporate		2	4290000	0	0	4290000	68.37	4290000	0	4290000	68.37	0	0	0	1750000	40.79	4290000
	TIEBEAM TECHNOLOGIES INDIA PRIVATE LIMITED	AACCS8267L		4290000	0	0	4290000	68.37	1750000	0	1750000	68.37	0	68.37	0	1750000	40.79	4290000
(f)	Trust		0	0	0	0	0	0	0	0	0	0	0	0	0	0	0	0
	<b>Sub-Total(A)(1)</b>		10	4663273	0	0	4663273	74.32	4663273	0	4663273	74.32	0	0	0	1750000	37.53	4403750
(2)	Foregin				0	0		0		0		0		0				0
(a)	Individuals(Non Resident Fc		0	0	0	0	0	0	0	0	0	0	0	0	0	0	0	0
(b)	Government		0	0	0	0	0	0	0	0	0	0	0	0	0	0	0	0
(c)	Institutions		0	0	0	0	0	0	0	0	0	0	0	0	0	0	0	0
(d)	Foregin Portfolio Investors		0	0	0	0	0	0	0	0	0	0	0	0	0	0	0	0
(e)	Any Other		0	0	0	0	0	0	0	0	0	0	0	0	0	0	0	0
	<b>Sub-Total(A)(2)</b>		0	0	0	0	0	0	0	0	0	0	0	0	0	0	0	0
	<b>Total Shareholding of Promoter and Promoter Group A = (A)(1)+(A)(2)</b>		10	4663273	0	0	4663273	74.32	4663273	0	4663273	74.32	0	0	0	1750000	37.53	4403750


D. Gombosy / *[Signature]*



**Table III - Statement showing shareholding pattern of the Public shareholder**

**Name of the Company: TECHNIVISION VENTURES LIMITED**

Category	Category of shareholder	Pan Number	Nos. of shareholders	No. of fully paid up equity shares held	Partly paid-up equity Shares held	No. of shares underlying Depository Receipts	Total nos. shares held	Shareholding % calculated as per SCRR, 1957	Number of Voting Rights held in each class of securities				No Of Shares Underlying Outstanding Convertible Securities(Including Warrants)	TOTAL Shareholding as a% assuming full conversion of convertible securities as a percentage	Number Of Locked in Shares		Number Of Shares Pledged Or Otherwise encumbered		Number Of Equity Shares Held in Dematerialized Form
									Class EQUITY	Class Y	Total	Total as a % of (A+B+C)			No. (a)	As a % of total Shares held (b)	No. (a)	As a % of total Shares held (b)	
(1)	Institutions		0	0	0	0	0	0	0	0	0	0	0	0	0	0	0	0	0
(a)	Mutual Funds/UTI		0	0	0	0	0	0	0	0	0	0	0	0	0	0	0	0	0
(b)	Venture Capital Funds		0	0	0	0	0	0	0	0	0	0	0	0	0	0	0	0	0
(c)	Alternate Investment Funds		0	0	0	0	0	0	0	0	0	0	0	0	0	0	0	0	0
(d)	Foreign Venture Capital Funds		0	0	0	0	0	0	0	0	0	0	0	0	0	0	0	0	0
(e)	Foreign Portfolio Investors – Individual (FPI)		0	0	0	0	0	0	0	0	0	0	0	0	0	0	0	0	0
(f)	Foreign Portfolio Investors – Corporate (FPI)		0	0	0	0	0	0	0	0	0	0	0	0	0	0	0	0	0
(g)	Financial Institutions/Banks		0	0	0	0	0	0	0	0	0	0	0	0	0	0	0	0	0
(h)	Insurance Companies		0	0	0	0	0	0	0	0	0	0	0	0	0	0	0	0	0
(i)	Provident Funds / Pension Funds		0	0	0	0	0	0	0	0	0	0	0	0	0	0	0	0	0

D. Gantoh / Chartered Accountant  


(j)	Any Other		0	0	0	0	0	0	0	0	0	0	0	0	0	0	0	0	0	0
(k)	Foreign Institutional Investores		0	0	0	0	0	0	0	0	0	0	0	0	0	0	0	0	0	0
(l)	Qualified Foreign Investor		0	0	0	0	0	0	0	0	0	0	0	0	0	0	0	0	0	0
(m)	Qualified Foreign Investor- Corporate		0	0	0	0	0	0	0	0	0	0	0	0	0	0	0	0	0	0
(n)	Foreign Bodies Corp		0	0	0	0	0	0	0	0	0	0	0	0	0	0	0	0	0	0
(o)	Foreign Nation		0	0	0	0	0	0	0	0	0	0	0	0	0	0	0	0	0	0
	<b>Sub-Total(B)(1)</b>		<b>0</b>	<b>0</b>	<b>0</b>	<b>0</b>	<b>0</b>	<b>0</b>	<b>0</b>	<b>0</b>	<b>0</b>	<b>0</b>	<b>0</b>	<b>0</b>	<b>0</b>	<b>0</b>	<b>0</b>	<b>0</b>	<b>0</b>	<b>0</b>
(2)	Central Government/State Government(s)		0	0	0	0	0	0	0	0	0	0	0	0	0	0	0	0	0	0
	<b>Sub-Total(B)(2)</b>		<b>0</b>	<b>0</b>	<b>0</b>	<b>0</b>	<b>0</b>	<b>0</b>	<b>0</b>	<b>0</b>	<b>0</b>	<b>0</b>	<b>0</b>	<b>0</b>	<b>0</b>	<b>0</b>	<b>0</b>	<b>0</b>	<b>0</b>	<b>0</b>
(3)	Non Institutions				0	0		0		0		0		0		0		0		
(a)	Individual ShareHolders holding nominal share capital upto 2Lakh		482	227723	0	0	227723	3.63	227723	0	227723	3.63	0	0	0	0	0	0	0	173095
(b)	Individual ShareHolders holding nominal share capital in excess of 2Lakh		11	243329	0	0	243329	3.87	243329	0	243329	3.87	0	0	0	0	0	0	0	175329
(c)	NBFCs Registered with RBI		0	0	0	0	0	0	0	0	0	0	0	0	0	0	0	0	0	0
(d)	Employee Trusts		0	0	0	0	0	0	0	0	0	0	0	0	0	0	0	0	0	0
(e)	Overseas Depositories (Holding DRs) (Balancing Figure)		0	0	0	0	0	0	0	0	0	0	0	0	0	0	0	0	0	0
(f)	Any Other		0	0	0	0	0	0	0	0	0	0	0	0	0	0	0	0	0	0
(g)	Bodies Corporate		11	5868	0	0	5868	0.1	5868	0	5868	0.1	0	0	0	0	0	0	0	5868
(h)	Clearing Member		7	16918	0	0	16918	0.26	16918	0	16918	0.26	0	0	0	0	0	0	0	16918
(i)	Trust		3	817350	0	0	817350	13.03	817350	0	817350	13.03	0	0	0	0	0	0	0	592350
	SOLIX EMPLOYEES HOUSING AND WELFARE	AAFTS2980L		295900	0	0	295900	4.72	295900	0	295900	4.72	0	0	0	0	0	0	0	295900
	TOUCH A LIFE FOUNDATION	AACTT6103D		225000	0	0	225000	3.58	225000	0	225000	3.58	0	0	0	0	0	0	0	0
	SOLIX ESOP FOUNDATION	AAFTS2981M		296450	0	0	296450	4.72	296450	0	296450	4.72	0	0	0	0	0	0	0	296450
(j)	Non Resident Individuals		4	300539	0	0	300539	4.79	300539	0	300539	4.79	0	0	0	0	0	0	0	300539
	VALABOJU NARENDER	AFYPV4627H		294250	0	0	294250	4.69	294250	0	294250	4.69	0	0	0	0	0	0	0	294250
	<b>Sub-Total(B)(3)</b>																			
	<b>Total Public Shareholding (B) = (B)(1)+ (B)(2)+(B)(3)</b>		<b>518</b>	<b>1611727</b>	<b>0</b>	<b>0</b>	<b>1611727</b>	<b>25.68</b>	<b>1611727</b>	<b>0</b>	<b>1611727</b>	<b>25.68</b>	<b>0</b>	<b>0</b>	<b>0</b>	<b>0</b>	<b>0</b>	<b>0</b>	<b>0</b>	<b>1264099</b>

D. Gantash




Table IV - Statement showing shareholding pattern of the Non Promoter- Non Public shareholder

Name of the Company: TECHNIVISION VENTURES LIMITED

Category	Category & Name of the Shareholder (I)	Pan Number (II)	Nos. of shareholders (III)	No. of fully paid up equity shares held (IV)	Partly paid-up equity Shares held (V)	No. of shares underlying Depository Receipts (VI)	Total nos. shares held (VII = IV+V+VI)	Shareholding % calculated as per SCRR, 1957 As a % of (A+B+C2)_x00D (VIII)	Number of Voting Rights held in each class of securities (IX) No of Voting Rights				No Of Shares Underlying Outstanding Convertible Securities(Including Warrants) (X)	TOTAL Shareholding as a% assuming full conversion of convertible securities (as a percentage of diluted share capital)_x00D	Number Of Locked in Shares (XII)		Number Of Shares Pledged Or Otherwise encumbered (XIII)		Number Of Equity Shares Held in Dematerialized Form (XIV)_x00D_ (Not Applicable)
									Class EQUITY	Class Y	Total	Total as a % of total Voting Rights			No.	As a % of total Shares held	No. (Not applicable)	As a % of total Shares held (Not applicable)_x00D_	
1	Custodian/DR Holder	N.A	0	0	0	0	0	0	0	0	0	0	0	0	0	0	0	0	0
	Sub -Total(C)(1)	N.A	0	0	0	0	0	0	0	0	0	0	0	0	0	0	0	0	0
2	Employee Benefit Trust (under SEBI (Share based Employee Benefit) Regulations, 2014)	N.A	0	0	0	0	0	0	0	0	0	0	0	0	0	0	0	0	0
	Sub -Total(C)(2)	N.A	0	0	0	0	0	0	0	0	0	0	0	0	0	0	0	0	0
3	Total Non-Promoter- Non Public Shareholding (C)= (C)(1)+(C)(2)	0	0	0	0	0	0	0	0	0	0	0	0	0	0	0	0	0	0

D. Ganesan Kumar  
